

Class of 2024

UConn ECE Alumni Profile

UConn ECE Alumni who graduated high school in 2024 and were enrolled in one or more UConn course at their high school via UConn Early College Experience during their four-year high school career.

11,747

UConn ECE Alumni who graduated HS in 2024

26,814



UConn courses taken in CT high schools

88,893

UConn credits earned in CT high schools

\$50 per credit

59% female



41% male

90 students completed a full year of college*

2.3

Average number of UConn courses taken in CT high schools

191

Partner High Schools Represented

87 unique courses

7.6

Average number of UConn credits earned in CT high schools

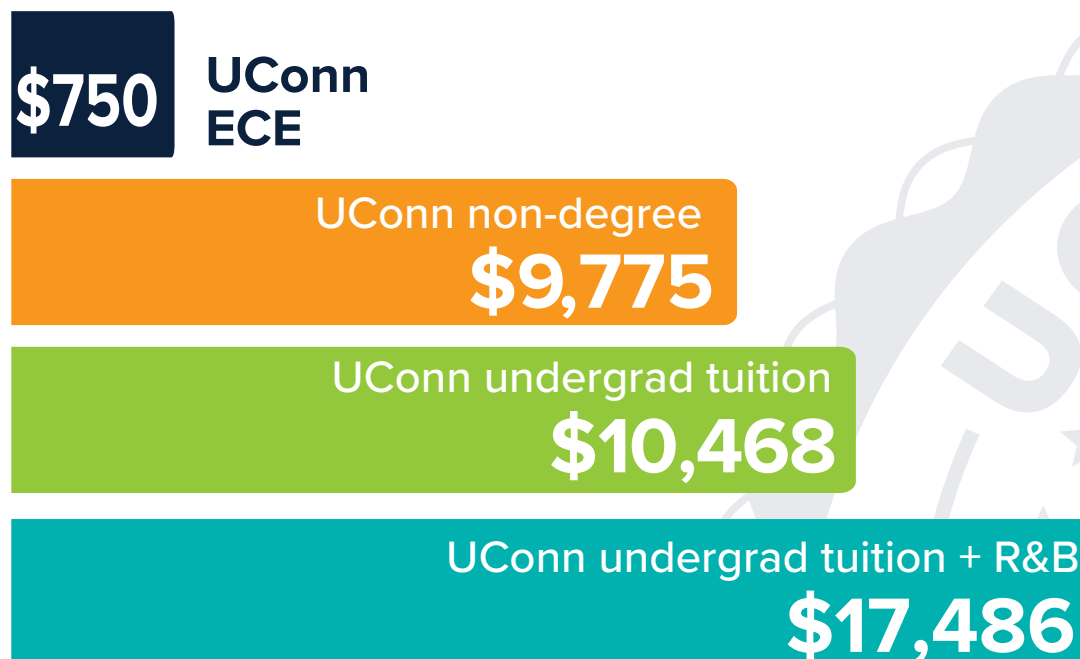
1 min

15 max

1 min

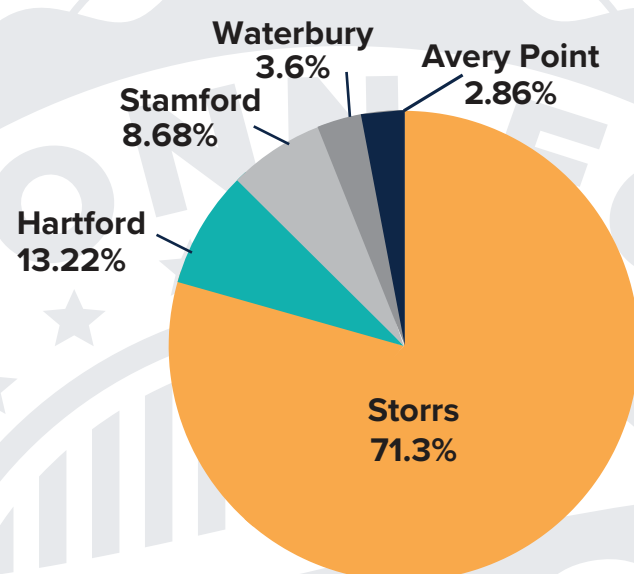
54 max

Bending the Cost Curve (15 credits = 1 semester)

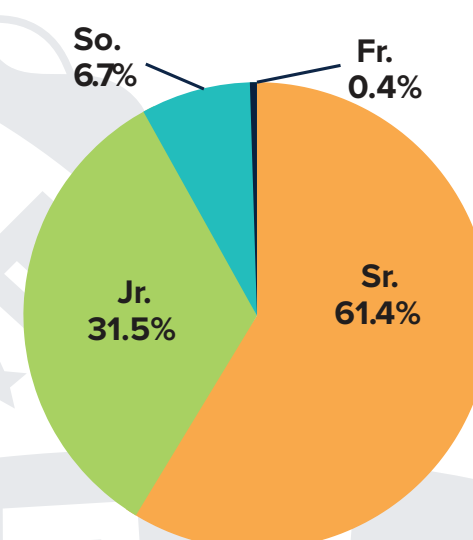


Based on 2023-24 costs, required fees included

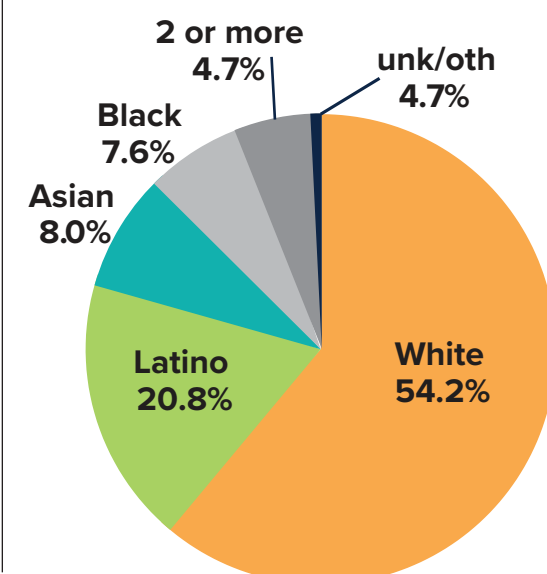
ECE Alumni by campus



High school year taken



Race/ethnicity



Updated methodology: Establishing 'Latino' as an independent category to reflect University reporting methodology (previously 'Latino' and any additional race were reported as '2 or more').

UConn | UNIVERSITY OF CONNECTICUT

EARLY COLLEGE EXPERIENCE

*a full year of college is defined as 30 credits
NOTE: The HS class of 2024 participated in emergency remote learning for 1.5-2 years (depending on school) of their high school career in response to the COVID19 pandemic.

91% earned a grade of "C" or better

31% of the incoming UConn Class of '28 are UConn ECE Alumni